

## Section 2

---



Plastic Filter Housings, Counter Top  
Filters and Accessories

# Flowmatic® Plastic Filter Housings

*Top quality and economically priced plastic filter housings in generic packaging.*



## Butress thread design

Provides superior sealing and greater security.

## Heavy Duty Construction

Housings are made entirely of the highest quality FDA grade NSF listed polypropylene.



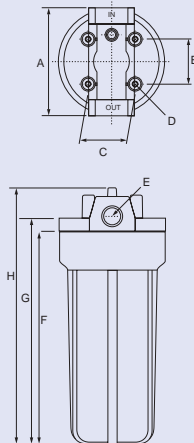
## Features & benefits

- Full product line for more types, models, pipe fittings and options than anyone in the business!
- Heavy duty construction, made using high quality FDA grade polypropylene.
- Superior chemical resistance from many aggressive chemicals.
- Butress thread design for superior sealing and security.
- Thick side walls with heavy-duty ribs to provide greater strength.
- Temperature rated to 125°F (52°C).
- Pressure rated to 125 psi (8.75 bar).
- Cap, sump and top-seated o-rings compress to provide leak proof sealing.
- NSF Standard 42 certified (FH4200WW14, FH4200BB14, FH4200WW34).



ANSI / NSF 42  
CERTIFIED  
FH4200WW14  
FH4200WW34  
FH4200BB14

## Dimensions



Model	Size	A	B	C	D	E	F	G	H
500 Series	5"	4.28"	1.57"	1.18"	0.16"	X	5.7"	7.0"	7.5"
4000 Series	10"	4.72"	1.57"	1.18"	1.18"	X	10.5"	11.0"	11.8"
4200 Series	10"	4.72"	1.57"	1.18"	1.18"	X	10.5"	11.0"	11.8"
7000 Series	20"	4.72"	1.57"	1.18"	1.18"	X	20.47"	21.26"	22.8"
4500 Series	10"	5.35"	2.22"	2.28"	0.23"	X	10.43"	11.49"	12.5"
8000 Series	20"	5.35"	2.22"	2.28"	0.23"	X	20.47"	21.26"	22.8"
Full-Flow (B-B)	10"	7.28"	3.03"	3.03"	0.275"	X	11.33"	11.57"	14.0"
Full-Flow (B-B)	20"	7.28"	3.03"	3.03"	0.275"	X	21.25"	21.65"	24.0"

x = Depends on size of pipe fitting selected

# Types & Models



**Residential Series**  
4200 (10") & 7000 (20")



**Commercial Series**  
4500 (10") & 8000 (20")



**Full-Flow (B-B) Series**  
5000 (10") & 10000 (20")



**Valve-In-Head**  
Opaque & Clear



**High Temp**  
4500HT (10") & 8000HT (20")



**Virgin Polypro**  
DOE & "222"



**White**

**Black**



**Blue / Black**



**Clear**

## Specifications

Material, sumps & caps	FDA grade polypropylene.
Material, o-rings	EPDM is standard; Viton is available as a spare part.
Maximum operating pressure	125°F (52°C)
Maximum temperature, standard	125 psi (8.75 bar)
Minimum temperature	40°F (4°C)
Maximum temperature, high temp	200°F (93°C)
Cycles test	Tested to 150,000 cycles from 0 to 125 psi.
Burst test	Tested to 500 psi.

# Flowmatic® Plastic Filter Housings

## 5" clear and opaque housings

Model Number	Size	PR	Sump	Cap	Pipe Size	No./ case	Shipping Wt. (Lbs.)	Carton Size (")
FH500WW14	5"	No	White	White	1/4"	12	18	19x14x8
FH500WW12	5"	No	White	White	1/2"	12	18	19x14x8
FH500CW14	5"	No	Clear	White	1/4"	12	19	19x14x8
FH500CW12	5"	No	Clear	White	1/2"	12	19	19x14x8

## Clear housings

Model Number	Size	PR	Sump	Cap	Pipe Size	No./ case	Shipping Wt. (Lbs.)	Carton Size (")
<b>10" Residential</b>								
FH4200CW14	10"	No	Clear	White	1/4"	12	31	19x14x13
FH4200CW14PR	10"	Yes	Clear	White	1/4"	12	31	19x14x13
FH4200CW38	10"	No	Clear	White	3/8"	12	31	19x14x13
FH4200CW38PR	10"	Yes	Clear	White	3/8"	12	31	19x13x14
FH4200CW12	10"	No	Clear	White	1/2"	12	31	19x14x13
FH4200CW12PR	10"	Yes	Clear	White	1/2"	12	31	19x14x13
FH4200CW34	10"	No	Clear	White	3/4"	12	31	19x14x13
FH4200CW34PR	10"	Yes	Clear	White	3/4"	12	31	19x13x14

## 10" Commercial clear

HD4500CB34	10"	No	Clear	Black	3/4"	12	38	22x17x13
HD4500CB34PR	10"	Yes	Clear	Black	3/4"	12	38	22x17x13

## 20" Commercial clear

FH8000CB34PR	20"	Yes	Clear	Black	3/4"	6	33	18x12x24
--------------	-----	-----	-------	-------	------	---	----	----------

## 10" Full-Flow (BB) clear

FH5000CB1PR	10"	Yes	Clear	Black	1"	4	34	16x16x14
-------------	-----	-----	-------	-------	----	---	----	----------

## Valve-In-Head housings (Three function valve with flow, shut-off & by-pass.)

Model Number	Size	PR	Sump	Cap	Pipe Size	No./ case	Shipping Wt. (Lbs.)	Carton Size (")
VIH34APC-NP-SS	10"	No	Clear	White	3/4"	12	37	20x17x14
VIH34APO	10"	No	White	White	3/4"	12	36	20x17x1

## High-Temp housings (rated for temperatures to 200°F (93°C)).

Model Number	Size	PR	Sump	Cap	Pipe Size	No./ case	Shipping Wt. (Lbs.)	Carton Size (")
HD4500HT34	10"	No	Red	Red	3/4"	12	50	22x17x13
FH8000HT34	20"	No	Red	Red	3/4"	12	44	18x12x24

## Natural polypropylene housings (ideal for high purity water)

Model Number	Size	PR	Sump	Cap	Pipe Size	No./ case	Shipping Wt. (Lbs.)	Carton Size (")
FH4200NP34	10"	No	NP	NP	3/4"	12	24	19x14x13
HD4500NP34-222	10"	No	NP	NP	3/4"	12	39	22x17x13
FH8000NP34	20"	No	NP	NP	3/4"	6	29	18x12x24
FH8000NP34-222	20"	No	NP	NP	3/4"	6	29	18x12x24

# Flowmatic® Plastic Filter Housings

## All white housings

Model Number	Size	PR	Sump	Cap	Pipe Size	No./ case	Shipping Wt. (Lbs.)	Carton Size (")
FH4200WW14	10"	No	White	White	1/4"	12	24	19x14x13
FH4200WW38	10"	No	White	White	3/8"	12	24	19x14x13
FH4200WW12	10"	No	White	White	1/2"	12	24	19x14x13
FH4200WW34	10"	No	White	White	3/4"	12	24	19x14x13
FH7000WW38	20"	No	White	White	3/8"	6	26	17x12x24
FH7000WW38PR	20"	Yes	White	White	3/8"	6	26	17x12x24
FH8000WW34PR	20"	Yes	White	White	3/4"	6	33	18x12x24
FH5000WW1PR	10BB	Yes	White	White	1"	4	22	16x16x14
FH5000WW15PR	10BB	Yes	White	White	1-1/2"	4	22	16x16x14
FH10000WW1PR	20BB	Yes	White	White	1"	4	35	16x16x26
FH10000WW15PR	20BB	Yes	White	White	1-1/2"	4	35	16x16x26

## All black housings

Model Number	Size	PR	Sump	Cap	Pipe Size	No./ case	Shipping Wt. (Lbs.)	Carton Size (")
FH4200BB14	10"	No	Black	Black	1/4"	12	24	19x14x13
FH4200BB34	10"	No	Black	Black	3/4"	12	24	19x14x13
FH4500BB34PR	10"	Yes	Black	Black	3/4"	12	38	22x17x13
FH8000BB34PR	20"	Yes	Black	Black	3/4"	6	33	18x12x24
FH5000BB1PR	10BB	Yes	Black	Black	1"	4	22	16x16x14
FH10000BB1PR	20BB	Yes	Black	Black	1"	4	35	16x16x26

## 10" Residential Blue / Black housings

Model Number	Size	PR	Sump	Cap	Pipe Size	No./ case	Shipping Wt. (Lbs.)	Carton Size (")
FH4200BL14	10"	No	Blue	Black	1/4"	12	24	19x14x13
FH4200BL14PR	10"	Yes	Blue	Black	1/4"	12	24	19x14x13
FH4200BL38	10"	No	Blue	Black	3/8"	12	24	19x14x13
FH4200BL38PR	10"	Yes	Blue	Black	3/8"	12	24	19x13x13
FH4200BL12	10"	No	Blue	Black	1/2"	12	24	19x14x13
FH4200BL12PR	10"	Yes	Blue	Black	1/2"	12	24	19x14x13
FH4200BL34	10"	No	Blue	Black	3/4"	12	24	19x14x13
FH4200BL34PR	10"	Yes	Blue	Black	3/4"	12	24	19x13x13

## 20" Residential Blue / Black housings

Model Number	Size	PR	Sump	Cap	Pipe Size	No./ case	Shipping Wt. (Lbs.)	Carton Size (")
FH7000BL38	20"	No	Blue	Black	3/8"	6	26	17x12x24
FH7000BL12	20"	No	Blue	Black	1/2"	6	26	17x12x24
FH7000BL12PR	20"	Yes	Blue	Black	1/2"	6	26	17x12x24

## 10" Commercial Blue / Black housings

Model Number	Size	PR	Sump	Cap	Pipe Size	No./ case	Shipping Wt. (Lbs.)	Carton Size (")
HD4500BL34	10"	No	Blue	Black	3/4"	12	38	22x17x13
HD4500BL34PR	10"	Yes	Blue	Black	3/4"	12	38	22x17x13



# Flowmatic® Plastic Filter Housings

## 20" Commercial Blue / Black housings

Model Number	Size	PR	Sump	Cap	Pipe Size	No./ case	Shipping Wt. (Lbs.)	Carton Size (")
FH8000BL34	20"	No	Blue	Black	3/4"	6	33	18x12x24
FH8000BL34PR	20"	Yes	Blue	Black	3/4"	6	33	18x12x24

## 10" Full-Flow (B-B) housings

Model Number	Size	PR	Sump	Cap	Pipe Size	No./ case	Shipping Wt. (Lbs.)	Carton Size (")
FH5000BL34PR	10"	Yes	Blue	Black	3/4"	4	22	16x16x14
FH5000BL1	10"	No	Blue	Black	1"	4	22	16x16x14
FH5000BL1PR	10"	Yes	Blue	Black	1"	4	22	16x16x14
FH5000BB1PR	10"	Yes	Black	Black	1"	4	22	16x16x14
FH5000BL15	10"	No	Blue	Black	1-1/2"	4	22	16x16x14
FH5000BL15PR	10"	Yes	Blue	Black	1-1/2"	4	22	16x16x14
FH5000WW1PR	10"	Yes	White	White	1"	4	22	16x16x14
FH5000WW15PR	10"	Yes	White	White	1-1/2"	4	22	16x16x14
FH5000CB1PR	10"	Yes	White	White	1"	4	34	16x16x14

## 20" Full-Flow (B-B) housings

Model Number	Size	PR	Sump	Cap	Pipe Size	No./ case	Shipping Wt. (Lbs.)	Carton Size (")
FH10000BL34PR	20"	Yes	Blue	Black	3/4"	4	35	16x16x26
FH10000BL1	20"	No	Blue	Black	1"	4	35	16x16x26
FH10000BL1PR	20"	Yes	Blue	Black	1"	4	35	16x16x26
FH10000BB15PR	20"	Yes	Black	Black	1-1/2"	4	35	16x16x26
FH10000BL15	20"	No	Blue	Black	1-1/2"	4	35	16x16x26
FH10000BL15PR	20"	Yes	Blue	Black	1-1/2"	4	35	16x16x26
FH10000WW1PR	20"	Yes	White	White	1"	4	35	16x16x26
FH10000WW15PR	20"	Yes	White	White	1-1/2"	4	35	16x16x26

## Wrenches

Part Number	For Housing Series	Material	Color	No. Per Package
WR100	500, 4000, 4200, 7000, V-I-H	Polypropylene	White	100
WR200	4500 & 8000	Polypropylene	White	100
WR500	5000 & 10000	Polypropylene	Black	90

## O-Rings

Part Number	For Housing Series	Material	No. Per Package
OR1W	SS-1000	EPDM	10
OR4	500, 4000, 4200, 7000	EPDM	10
OR4V	500, 4000, 4200, 7000	Viton	10
OR5	5000 & 10000	EPDM	10
OR5V	5000 & 10000	Viton	10
OR8	4500 & 8000	EPDM	10
OR8V	4500 & 8000	Viton	10


## Caps

Part Number	For Housing Series	Pipe Size	Cap	PR	No./ Pk
FH4000CAPW14	500, 4000, 4200	1/4"	White	No	48
FH8000CAPB34PR	4500 & 8000	3/4"	Black	Yes	12
FH5000CAPB1PR	5000 & 10000	1"	Black	Yes	12
FH5000CAPW1PR	5000 & 10000	1"	White	Yes	12

# Mounting brackets




**FM-10 & FM10W**  
(For 500, 4200 & 7000)



**FM-20**  
(For 4500 & 8000)




**FM25A**  
(For 5000 & 10000)



**FM-30**  
(500, 4000, 4200, 7000)




**FM-35AW**  
(For 5000 & 10000)



**FM-40**  
(For 500, 4200, 7000)



**FM-50**  
(For 500, 4200, 7000)



**FM-60**  
(For 500, 4200, 7000)

## Brackets

Part Number	Housing Series	Number	Type	Material	No. Per Pkg.
FM10*	500, 4000, 4200, 7000	Single	Steel	Zinc plated	150
FM15	Valve-In-Head	Single	Steel	Zinc Plated	10
FM20	4500, 8000	Single	Steel	White	100
FM30	500, 4000, 4200, 7000	Double	Steel	White	30
FM40	500, 4000, 4200, 7000	Double	Steel	White	24
FM50	500, 4000, 4200, 7000	Triple	Steel	White	25
FM60	500, 4000, 4200, 7000	Triple	Steel	White	25
FM-10AW	500, 4000, 4200, 7000	Single	Aluminum	White	150
FM-20AW	4200, 4500, 8000	Single	Aluminum	White	100
FM-25A	5000, 10000	Single	Aluminum	White	25
FM-25W	5000, 10000	Single	Steel	White	10
FM-30AW	500, 4000, 4200, 7000	Double	Aluminum	White	24
FM-40AW	500, 4000, 4200, 7000	Double	Aluminum	White	24
FM-35	5000, 10000	Double	Steel	White	5
FM-50AW	500, 4000, 4200, 7000	Triple	Aluminum	White	25
FM-50AB	500, 4000, 4200, 7000	Triple	Aluminum	Black	25
FM-60AW	500, 4000, 4200, 7000	Triple	Aluminum	White	25
FM-45	5000, 10000	Triple	Steel	White	5
FM-80AW	500, 4000, 4200, 7000	Quadruple	Aluminum	White	10
FM-99AW	500, 4000, 4200, 7000	Triple w/pump bkt.	Aluminum	White	20
FM-100SS	4500, 8000	Double	Stainless	Stainless	25

\*Mounting screws are included.

## Bracket dimensions

Bracket	Dimensions
FM10 & FM-10W	3-1/2" x 1-5/16" x 2-1/8"
FM20	4-1/2" x 2-1/4" x 3"
FM25	7" x 5-1/2" x 4-1/2"
FM30	2-1/4" x 5-3/4" x 9-1/4" x 1-1/2"
FM40	2-1/4" x 5-3/4" x 9-1/4" x 1-1/2"
FM50	2-1/4" x 5-3/4" x 14-1/8" x 1-1/2"
FM60	2-1/4" x 5-3/4" x 14-1/8" x 1-1/2"

## Mounting screws

Part Number	Housing Series	Number	Length	Material	No. Per Pkg.
MS1012	SS-1000	#10	1/2"	SS	100
MS1034	4000, 4200	#10	3/4"	SS	100
MS1010	4000, 4200 with clip	#10	1"	SS	100
MS1410	4500 & 8000	#14	1"	SS	100
MS0812	For mounting clip	#8	1/2"	SS	100
MS5161	5000 & 10000	5/16	1"	SS	100