

Quietaire
Since 1937



QuietCool

www.Quietaire.com

QUIETCOOL PORTABLE EVAPORATIVE COOLERS




See what temperature drop
you can expect in your area
with the humidity chart
located on back cover.



QuietCool Brand Portable Evaporative Coolers


QuietCool evaporated air cools down hot warehouses *efficiently*.

Did you know that the majority of cases of heat stress and heat related illness occur indoors?



Front

Non-corrosive, thick gauge metal make up fan panel. Together with metal angle bars give the unit superior structural strength. Unit is secured with stainless steel nuts and bolts with nylon inserts to secure polyethylene housing to frame securely.



Back

Thick gauge aluminum angle bar at top gives structural strength to the unit and holds cooling pads in place. Thick galvanized steel gives structural strength to help hold water weight. Keeps unit from sagging, cracking or leaking. Note: Combination of straight wheels (left) and swivel wheels (right) helps you control moving easily.

Maintenance Free - QuietCool Engineered and manufactured to be maintenance free.

Easy to operate - Needs only water and electricity.

Energy efficient - Efficient system, no waste.

Easy to move - Roll it quickly to any hot area with a combination straight wheels and swivel wheels.

Amazingly Cooler air - Discharged air is cooler, down to 26°F degrees cooler than the incoming air.

Filtered Air - Filters the air as it passes through the cooling media eliminating many air borne particles.

Electrical - QuietCool Portable Evaporative Cooler has ETL Approval #9800103 which conforms to UL standard 507. ETL requires rear guard. Water resistant - all electrical is sealed.

Housing - Constructed of rotomolded polyethylene.

Fan - Industrial duty aluminum construction.

Fan Motor - Energy efficient – built to last.

Recirculating Water Pump - Energy efficient, maintenance free and corrosion resistant submersible water pump.

Water Filter - Screens large particles from system - easy to twist and clean.

Float Valve - Corrosion resistant and maintenance free plastic.


Water Lines / Fittings - All corrosion free materials.

Cooling Pads - Get maximum cooling from saturated pads with cross corrugated angle fluted cellulose material treated with a thermosetting resin. Specially designed for evaporative cooling so there is less load on the fan. Pads saturate with water faster, plus dry much quicker at the end of the day, *saving you time*.

How Heat affects your company's bottom line . . .

- Work output drops
- Production drops off
- Product Quality drops
- Company profitability decreases
- Increased downtime
- Reduced profit margins
- Increased accidents
- With accidents - *increased insurance rates*

How QuietCool works



Hot air being drawn in by fan - about to mix with cooling pads saturated with regular tap water.

Hot air mixing with water molecules in the cooling pads.

Pure evaporated air blowing out of fan - lowering the temperature down to 26°F degrees.

QuietCool is engineered *efficient* to cool down hot work spaces and hot workers.



QuietCool Differences and Advantages to you

With QuietCool - just hook up a garden hose - plug into your electricity and turn it on.

Thick gauge Aluminum angle bar keeps unit from sagging. PVC Pipe at top delivers water up into the metal pad channel that distributes water evenly across 6" thick evaporative pads.

Water proof, heavy duty industrial electrical box.

Industrial duty, water proof electrical lines.

Heavy duty water hoses.

Easy access, thick gauge water filter.


Thick gauge aluminum make up fan panel. Note: Structural angle bars that provide additional strength to Motor, automatic belt tensioner, fan blade and pulley.

Note: Water float valve and water pump are securely fastened to water reservoir.

Thick gauge galvanized angle bar supports bottom - *no sagging, cracking or leaking.*

ABS plastic ensures strength to the unit and caster bars.

QuietCool combines swivel wheels (with push locks) and straight wheels so you can move it easily and park it on a dime. Then, you can lock it down in place.



QuietCool uses a thick aluminum angle bar at the top of the unit to increase its integrity.

QuietCool builds with high Quality materials . . . to make a longer lasting unit.

QuietCool differences & advantages to you

- QuietCool operates like a large floor-fan and costs about the same to operate but *QuietCool is cooler*. By adding water with large 6" thick saturated cooling pads - you can drop the temperature up to 26°F cooler, *or more. Cooling down your hot workers!*
- QuietCool is engineered *efficient* to operate on pennies per day using regular utility tap water and electricity.
- QuietCool uses fan motors and water pumps that were engineered to pull less Amps – *saving you daily operational cost.*
- QuietCool is *tested* 3 ways: 1. for maximum air flow at operating static pressure – you get maximum air flow in your facility because it was engineered, *then tested to ensure it.* QuietCool is tested in operating conditions with: 2. Water in the unit – and 3. Operating with electricity – before it is shipped to you.
- QuietCool uses industrial duty water hoses and connections. All electrical parts are UL rated. Units are ETL approved (*when rear guard is added*). Plus, QuietCool electrical is then *sealed from water.*
- QuietCool uses high quality materials and non-corrosive metal to build a strong frame with stainless steel nuts and bolts – the nuts have nylon inserts to hold the polyethylene housing firmly to the units frame. *This makes a solid, long lasting unit.*
- We add a thick gauge aluminum bar at the top of the unit to give it *added strength.*
- We add a thick gauge galvanized steel bar at the bottom of the unit to help hold 17.5 gallons of water (17.5 gallons x 8.5 lbs per gallon). You will want added strength to hold up 148 lbs. of water pulling on the bottom of the unit. This thick galvanized steel bar gives the QuietCool unit more strength – *it keeps it from sagging, cracking and ultimate leaking.*

Thick galvanized angle bar helps support water weight. Result - no sagging, cracking or leaking.





Add a tube extension adapter and a length of polyethylene tube with holes to distribute cooled air to specific locations.

Part # QC36TE
Tube Extension Adapter
NSN 4130-01-507-7075



Part # QRT60 - 60 Gallon Reservoir Tank
 Portable water reservoir rolls easily to any location.
NSN-4130-01-449-4618

Do you have air borne materials in your work space? Like sawdust in a wood working shop - or lint in a cleaner / laundry? Get an intake pre-filter to help clean the air you breathe while protecting your cooling pads.

Part # QC36PM for 36" unit.
NSN-4130-01-507-7074

Part # QC18PM for 18" unit.
NSN-4130-01-507-7049



Accessories & Products

48" Unit



48" 2 Speed Belt Drive - QC48B2 - 48" Belt drive, 2 speed, 1 hp motor, 120v, 9.8 Amps, - totally enclosed, high efficiency. Rated @ 17,600 cfm on high / 11,300 cfm on low. Sound rating: 68 dba / high, 64 dba / low. Water Pump - submersible, high efficiency and maintenance free. 1/6 hp, 120V, 5 Amps. Cools 3,600 sq.ft. Note: This unit is 7 foot tall.

Cage Code:
1QNT3

18" Unit



QC18DVS - 18" Direct drive, variable speed, 1/4 hp motor, 120v, 3.3 Amps - totally enclosed, high efficiency. Rated @ 3,000 cfm. Sound rating: 74 dba. Water Pump - submersible, high efficiency and maintenance free. 1/5 hp, 120V, 1.1 Amps. Cools 900 sq.ft. New larger water reservoir for hose free operation.
NSN-4120-01-507-7036

36" Units



QC36B1 - 36" Belt drive, 1 speed, 1/2 hp motor, 120v, 7.4 Amps - totally enclosed, high efficiency. Rated @ 9,700 cfm. Sound rating: 66 dba. Water Pump - submersible, high efficiency and maintenance free. 1/6 hp, 120V, 5 Amps. Cools 2,500 sq.ft. Plus, you can add a rear guard QC36RG to make this unit ETL Approved.
NSN-4120-01-449-7532



QC36D1 - 36" Direct drive, 1 speed, 1/2 hp motor, 120v, 6.76 Amps - totally enclosed, high efficiency. Rated @ 9,700 cfm. Sound rating: 74 dba. Water Pump - submersible, high efficiency and maintenance free. 1/6 hp, 120V, 5 Amps. Cools 2,500 sq.ft.
NSN-4120-01-449-7531

Accessories & Products

36" Units



QC36B3 - 36" Belt drive, 3 speed, 1/2 hp motor 120v 8.4/6.3/3.2 Amps - totally enclosed, high efficiency and maintenance free. Rated @ 9,700 cfm on high, 6,410 on medium and 4,850 on low. Sound rating: 66 dba / high, 62 / medium and 55 / low. Water Pump - submersible, high efficiency and maintenance free. 1/6 hp, 120V, 5 Amps. Cools 2,500 sq.ft.

NSN-4120-01-449-7535



QC36B1XHL EXPLOSION PROOF - 36" Belt drive, 1 speed, 3/4 hp motor 120v, 10.3 Amps- totally enclosed, high efficiency and maintenance free. Rated @ 10,900 cfm. Sound rating: 69 dba. Class I, Group D. Class II, Groups F & G. Water Pump - submersible, high efficiency & maintenance free. 1/2 hp, 120V, 7.8 Amps. Cools 2,500 sq.ft.

NSN-4120-01-449-7776



QC36DVS - 36" Direct drive, variable speed, 5/8 hp motor, 120v, 6.6 Amps- totally enclosed, high efficiency and maintenance free. Rated @ 12,300 cfm. Sound rating: 73 dba / high and 53 dba / low. Water Pump - submersible, high efficiency and maintenance free. 1/6 hp, 120V, 5 Amps. Cools 2,500 sq.ft.



QC36BIX - 36" Belt drive, 1 speed, 3/4 hp motor, 120v, 8.4 Amps - totally enclosed, high efficiency and maintenance free. Rated @ 12,980 cfm. Sound rating: 69 dba. Water Pump - submersible, high efficiency and maintenance free. 1/6 hp, 120V, 5 Amps. Cools 2,500 sq.ft.

NSN-4120-01-505-2011



Cool off your outdoor cookouts. Keep your family and friends more comfortable outside.



QC18HB - Hanging Bracket

Allows you to hang your QuietCool up higher, off the deck.



QC36HB - Hanging Bracket

Allows you to hang your QuietCool up higher, off the deck.

NSN-4130-1507-7065

Large shipping areas need some serious cooling for workers.





Keep your pool and patio cooler
for all your family and guests.

“All I know is . . . it’s the
first thing my workers
turn on in the morning!”

QuietCool blows cooler air . . .
no drops, water, or misting.



Executive Report & Financial Decisions (ROI)

Executive Report

Explanation

Ever witness a natural rain storm approaching where the temperature dropped noticeably cooler? That cooling effect was evaporated water in the air. QuietCool actually generates evaporated air to cool down your employees.

Overview

The QuietCool is like a large floor fan – only better. It blows *cooler* air – because the large fan blade pulls in large volumes of air through 6” water saturated cooling pads – the outside heat is released and the temperature drops.

Once your employees understand the cooling benefits – they will want to learn-how-to operate and take care of the QuietCool because it provides them cooling.

Operational costs Electrical and Water. **Electrical cost** for operating a QuietCool is about the same as a large floor fan. This unit was engineered efficient to pull less Amps. QuietCool requires a standard 120 Volt on a regular 20 Amp breaker.

Water requirements regular utility water – less than 60 pounds per square inch (psi).

On - the employee in-charge of the unit will walk in – turn-on the water pump – make sure the water is running – adjust the water flow then, switch on the fan.

Off - At the end of the workday – 15 minutes before quitting time – your employee in-charge will turn-off the water pump and let the fan continue to run – to dry the cooling pads (to avoid any algae). When the cooling pads are completely dry – turn off the fan.

Financial Decisions (ROI)

Purchasing mistakes can be costly and time consuming. At QuietCool we understand what is important. This is an engineered efficient portable evaporative cooler. The QuietCool is durable (will last you many years) – it is energy efficient (minimal daily operational costs) – it’s easy to incorporate into your daily operational process – the training curve is minimal – maintenance is minimal – you might even experience an increase in productivity. QuietCool is engineered to the nth degree.

QuietCool was engineered efficient

- **Durable** - engineered to last for years.
- **Energy efficient** - motor & water pump pull less Amps - minimal daily operational cost.
- **Electrical** - uses regular 120 Volt, 20 Amp line. It has a high efficiency motor.
- **Water** - uses regular utility water. It has a high efficiency pump that delivers water to saturate the cooling pads.
- **Easy to use** - roll the unit to different areas easily with a combination of straight and swivel casters – keeps unit in a straight line.
- **Training curve** - your employees will want to know how to operate the QuietCool. It keeps them cooler.
- **Easy to incorporate** - into your operations.
- **Minimal maintenance** - it was engineered to be maintenance free.

With QuietCool you can *feel* the difference. Your employees look energized, more attentive, more responsive and alert. You can *hear* them – *emotionally* happier and more upbeat – their numbers are up. Performance has improved – they are getting more done. Why? Your employees are *cooler*.

NASA on Heat Stress NASA Report CR-1205-1

Effective Temperature	75	80	85	90	95	100	105
Loss in Work Output	3%	8%	18%	29%	45%	62%	79%
Loss in Accuracy	-	5%	40%	300%	700%	-	-

QuietCool Mission Statement

“Product *Quality* is the primary motivation for product change at QuietCool. We change our products to make a better product, *not to make it cheaper.*”

Accessories & Products



HAF 18" Horizontal Air Flow Fan - 18" fan blade, 1 speed direct drive, 1/10hp motor, 120 volt .9Amps, high efficiency. Rated @ 2,000 cfm. Dimensions: 18" diameter, 20" x 8", 16 Lbs. Comes with 3 types of hangers.



FC3076 Floor Circulator Fan - 30" fan blade, 3 speed direct drive, 1/2 hp motor, 120 volt 3.2Amp, high efficiency. Rated @ 5,450cfm H / 4,796cfm L. Weight: 50 Lbs. Dimensions 40" x 40" by 18", 36" fan blade. Roll unit to any area, plug it in and feel the powerful velocity. Great for blowing large volumes of existing air.



16" 3 Speed Direct Drive - QC16D3 - 16" Direct drive, 3 speed, 1/7 hp motor - Six blade plastic fan blade, permanently balanced. Rated @ 1,600 cfm. Sound rating: 77 dba / maximum, weight: 53 lbs. without water. Water Pump - submersible, high efficiency and maintenance free. 120V, 5 Amps. Cools 600 sq.ft. Motorized louvre movement. Water level indicator with 10.5 gallon reservoir. Size: 38" Tall by 24 1/2" Wide by 21 1/2" Deep.


Note: This unit is not recommend for in-home use.



Part # QC36CC
Protective Storage Covers
For all QC36" QuietCool Units
NSN-4130-01-507-7079

Part # QC18CC
Protective Storage Covers
For all QC18" QuietCool Units

QuietCool cools welders and helps to remove caustic gases so they can see their work.



Part # CD 48612
Set of 5 Replacement cooling pads for all 36" coolers.

NSN-4130-01-507-7064

Part # CD 30612
Set of 2 Replacement pads for all 18" coolers.

NSN-4130-01-507-7042



Part # QC36AL
Directional discharge louvers for a 36" QuietCool.

NSN 4130-01-507-7070

Part # QC10W
10" Semi-Pneumatic Rough Terrain Wheels.

NSN-4130-01-507-7061

Designed for U.S. Military
Now available to the general public.





Evap-O-Matic Chemical Water Treatment Tablets

for all QuietCools - Treatment: 1 tablet for 36" coolers.

- Adds life to cooler equipment
- Increase cooling efficiency
- End swampy odors
- Stop scale deposits

EPA registered protection from harmful air-borne organisms found in evaporative coolers.

QCTAB2 NSN-4130-01-507-7081
2-pack

QCTAB12 NSN-4130-01-507-7082
Jar of 12 tablets



Model QCG 1001 Water Stabilizer

Environmentally friendly Chemical Free Water Treatment. Removes existing scale, corrosion and algae. The Water Stabilizer suspends particles in the water and flushes out - when you flush out the pump. This unit will extend the life of your unit, the plumbing and cooling pads.

Model QCG1001 for 36" Models
NSN 4130-01-507-7078

Model QCG900 for 18" Models
NSN 4130-01-507-7055



Model QC18AL
Directional louvers for a 18" QuietCool.
All louvers can be turned 90 degrees for side to side operation.
NSN 4130-01-507-7044

Model QC36AL
Directional louvers for a 36" QuietCool.
NSN 4130-01-507-7070

How to order

Which QuietCool is right for you?

How many square feet do you need to cool?

Do you need a 1 speed, 3 speed or variable speed QuietCool?

Look over the units - decide which QuietCool is best for you.

Finally call us with your zip code for shipping.

QuietCool can cool down your workers in work areas where the cost of AC is simply out of the question . . .

Factory or Industrial Shops

Automotive repair shops

Confined work spaces

Cleaners & laundries

Woodworking shops

Assembly lines

Loading docks

Trucking bays

Storage areas

Warehouses

Quietaire Cooling, Inc.

Quietaire Cooling Inc. is a wholly owned subsidiary of Quietaire Corporation which manufactures a leading line of engineered efficient portable evaporative coolers - *since 1979*.

Quietaire Corporation is a privately held, family owned, manufacturing plant in Houston, Texas. Quietaire engineers, manufactures and assembles industrial fans and commercial ventilation equipment across industries - *since 1937*.

Relative Humidity Chart

Relative Humidity Chart - to determine the type of cooling you might expect in your area.

Dry Bulb Degree	Wet Bulb Degree	Temperature Difference (Dry - Wet)	Temperature Drop thru QuietCool	QuietCool Output Temperature
-----------------	-----------------	------------------------------------	---------------------------------	------------------------------

20% Relative Humidity

80	55.30	24.70	18.70	62.20
85	59.50	25.50	19.10	66.60
90	63.50	26.50	19.90	70.90
95	66.00	29.00	21.80	74.10
100	69.40	30.60	22.95	77.90
110	75.50	34.50	26.90	85.10

30% Relative Humidity

80	60.00	20.00	14.40	65.60
85	63.60	21.40	15.50	69.50
90	67.20	22.80	16.50	73.50
95	70.00	25.00	18.00	77.00
100	74.50	25.50	18.40	81.60
110	80.50	29.50	21.40	83.70

40% Relative Humidity

80	63.50	16.50	11.90	68.10
85	67.40	17.60	12.70	72.00
90	71.00	19.00	13.70	76.30
95	75.20	19.80	14.20	80.80
100	79.10	20.90	15.10	84.90
110	88.00	22.00	15.80	94.20

50% Relative Humidity

80	66.60	13.40	9.70	70.40
85	70.80	14.20	10.20	74.80
90	74.90	15.10	10.90	79.10
95	83.50	15.80	11.40	83.60
100	83.50	16.50	11.90	88.10

60% Relative Humidity

80	69.50	10.50	7.60	72.50
85	74.00	11.00	7.80	77.10
90	78.20	11.80	8.50	81.50
95	82.70	12.30	8.90	86.20
100	88.00	12.00	8.70	91.40

70% Relative Humidity

80	72.30	7.70	5.60	77.50
85	77.00	8.00	5.80	79.30
90	81.50	8.50	6.30	83.90
95	87.00	8.00	5.80	89.30
100	91.00	9.00	6.50	93.60

The dry bulb temperature of the air is the temperature that we usually think of as air temperature. It is the temperature measured by a regular thermometer exposed to moving air.

Wet Bulb temperature is the lowest temperature that can be reached by the evaporation of water. Wet bulb temperature is the temperature you feel when your skin is wet and exposed to moving air.

QuietCool
Engineered. Efficient. Cooler.
"Amazing!"